

Scaled data based on original data using
LM-79-08 Approved Method: Electrical and Photometric Measurements of Solid-
State Lighting Products

Test Report Prepared for
Cooper Lighting Solutions
(formerly Eaton)

Brand: McGRAW-EDISON

Report Number: P386495

Luminaire Tested: **GWC-SA2A-830-U-RW**

Issue Date: 3/3/2020

Test Information

Test Method: LM-79-08
Report Number: P386495
TEST IS SCALED FROM IESNA LM-79-08 TEST DATA (G2-1903-205-7)
Test Lab: INNOVATION CENTER
Issue Date: 3/3/2020
Manufacturer: COOPER LIGHTING SOLUTIONS (FORMERLY EATON)
Product Line: MCGRAW-EDISON
Catalog Number: GWC-SA2A-830-U-RW
Description: GALLEON WALL LUMINAIRE
(2) 80 CRI, 3000K, 615mA LIGHTSQUARES WITH 16 LEDS EACH AND RECTANGULAR WIDE OPTICS
Light Source: -
Ballast/Driver: ELECTRONIC DRIVER

Summary

Lumens per Lamp: N/A
Luminaire Lumens: 7900 lumens
Efficiency: N/A
Efficacy: 119.7 lumens/watt
Luminous Opening: Rectangular (W 1' x L: 0.5' x H: 0')
IES Classification: Type III - Short
BUG Rating: B3 - U0 - G3

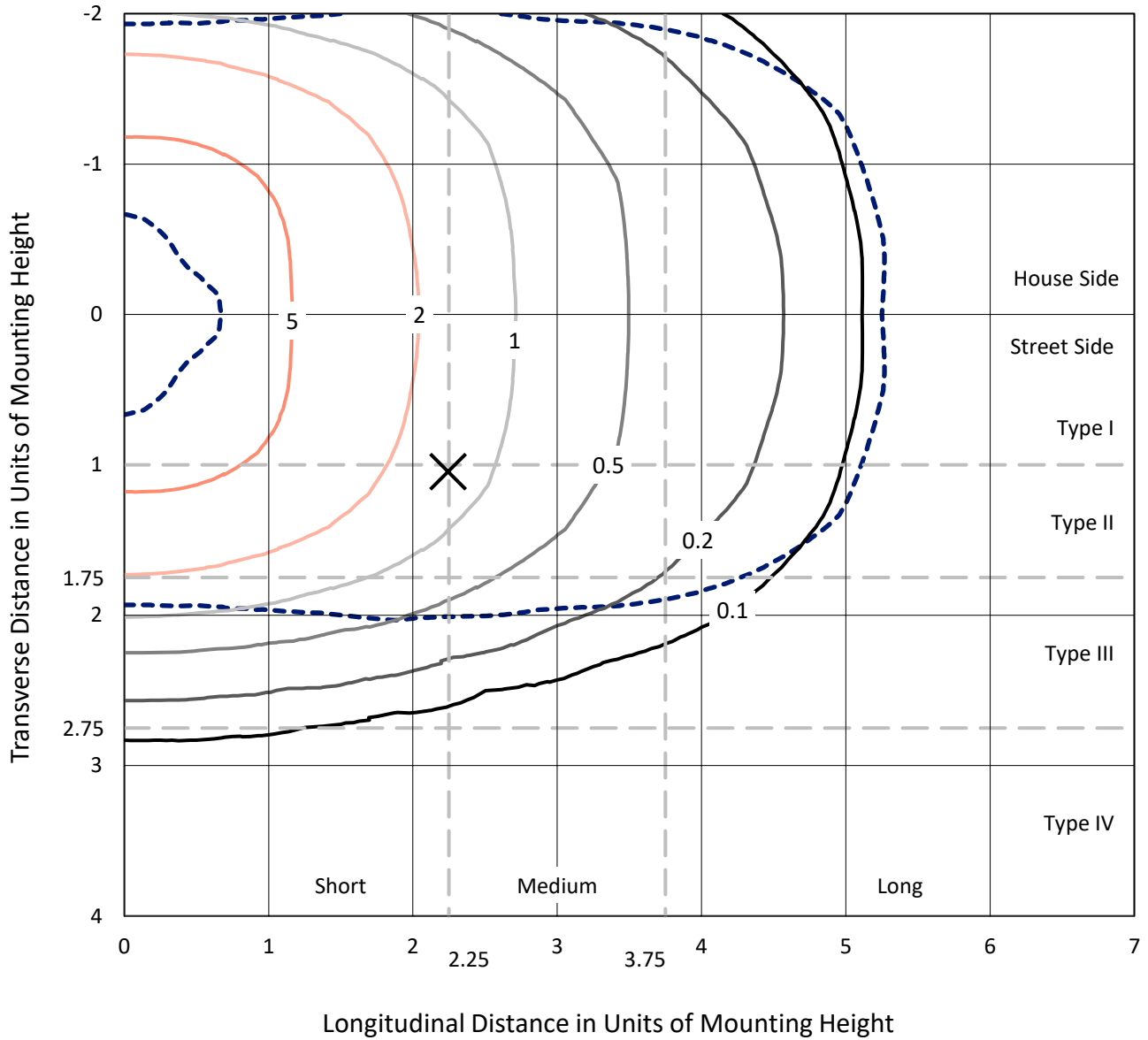
Input Watts (W): 66
Input Voltage (V): NR
Input Current (A_{in}): NR
Voltage Rise (V): NR
Power Factor: NR
Total Harmonic Distortion (THDi): NR
Frequency (hertz): 60
Stabilization Time: NR
Operation Time: NR
Ambient Temperature (°C): NR
Test Distance: 24 FT



REPORT NUMBER: P386495
 CATALOG NUMBER: GWC-SA2A-830-U-RW

Iso-Footcandle Lines of Horizontal Illumination

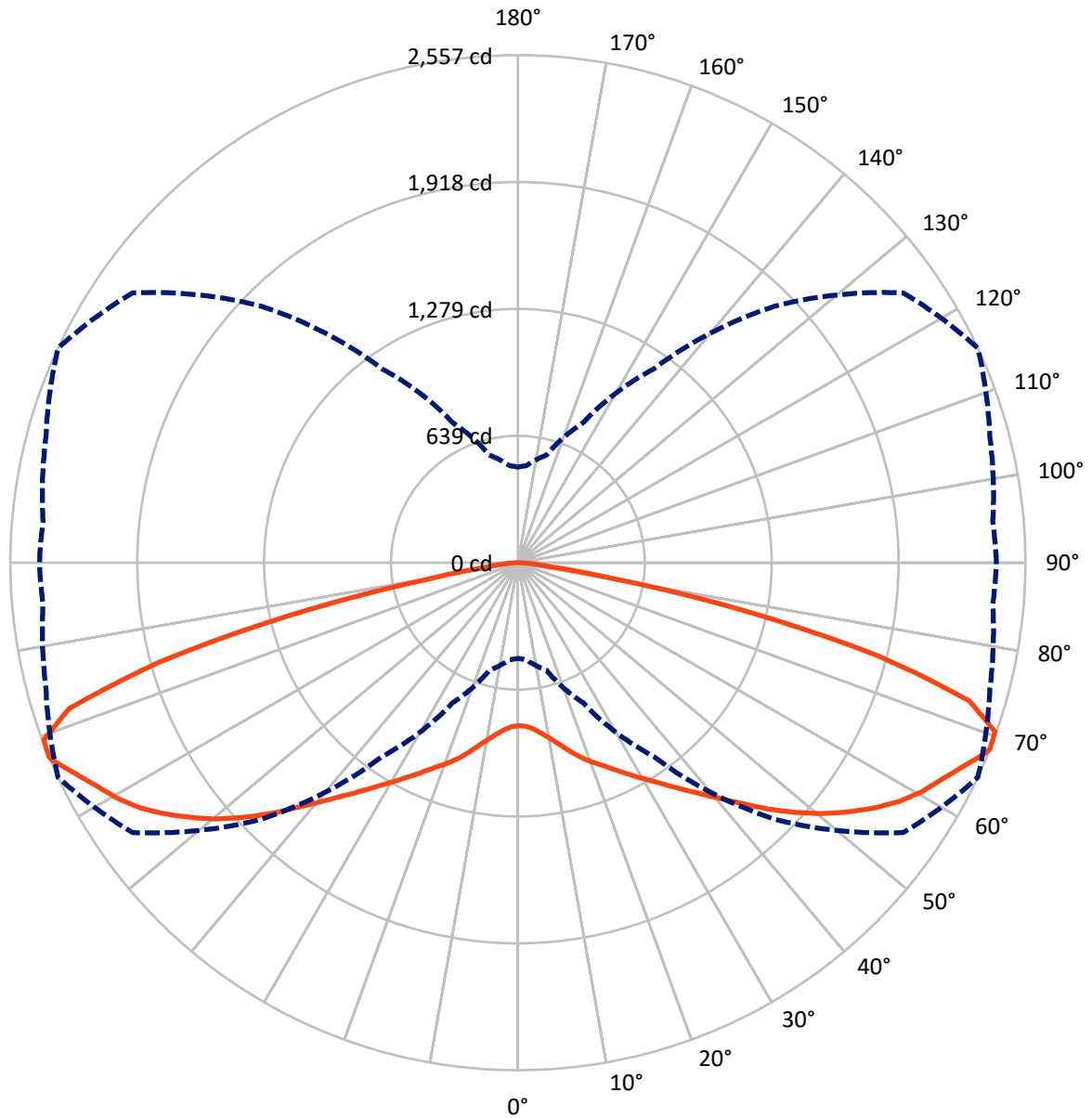
✕ Max cd
 - - - 1/2 Max cd



Based on 10 foot mounting height. Maximum calculated value = 9.3 fc
 Type III - Short - N/A

REPORT NUMBER: P386495
CATALOG NUMBER: GWC-SA2A-830-U-RW

Luminous Intensity Polar Plot



— Vertical Plane Through 65-Deg Lateral - - - Horizontal Cone Through 68-Deg Vertical

REPORT NUMBER: P386495

CATALOG NUMBER: GWC-SA2A-830-U-RW

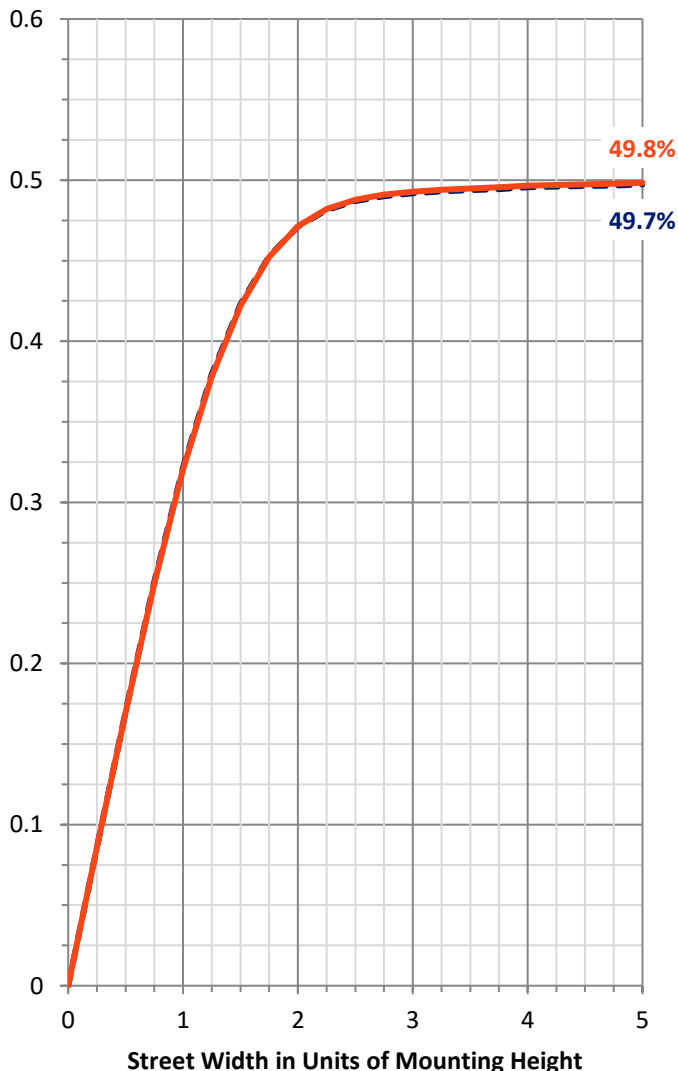
FLUX DISTRIBUTION:

		Downward	Upward	Total
House Side	Lumens	3950.0	0.0	3950.0
	% Fixture	50.0	0.0	50.0
Street Side	Lumens	3950.0	0.0	3950.0
	% Fixture	50.0	0.0	50.0
Total	Lumens	7900.0	0.0	7900.0
	% Fixture	100.0	0.0	100.0

ZONAL LUMENS:

Zone	Lumens	% Fixture
0°-10°	80.4	1.0
10°-20°	269.3	3.4
20°-30°	525.0	6.6
30°-40°	882.0	11.2
40°-50°	1389.8	17.6
50°-60°	1858.6	23.5
60°-70°	1806.8	22.9
70°-80°	987.7	12.5
80°-90°	100.5	1.3
90°-100°	0.0	0.0
100°-110°	0.0	0.0
110°-120°	0.0	0.0
120°-130°	0.0	0.0
130°-140°	0.0	0.0
140°-150°	0.0	0.0
150°-160°	0.0	0.0
160°-170°	0.0	0.0
170°-180°	0.0	0.0
0°-90°	7900.0	100.0
0°-180°	7900.0	100.0

Coefficient of Utilization



REPORT NUMBER: P386495

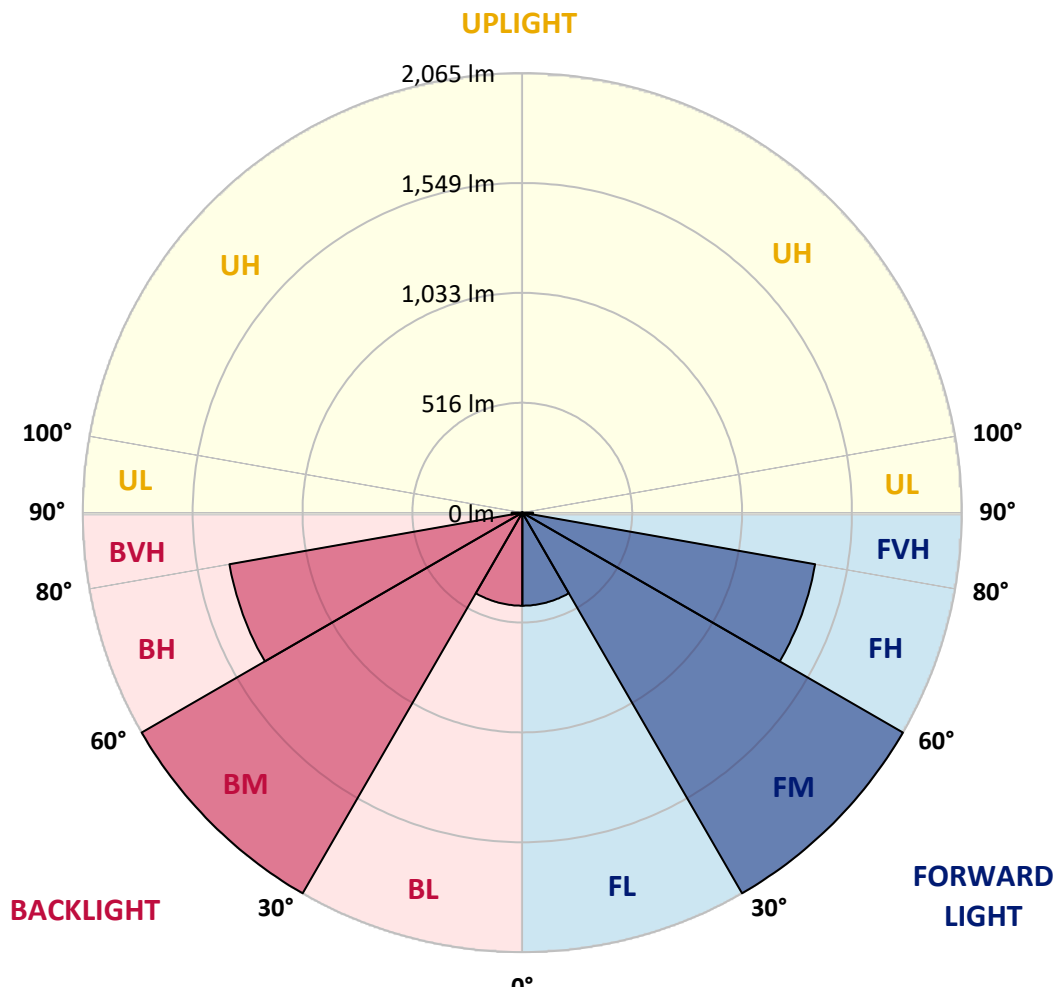
CATALOG NUMBER: GWC-SA2A-830-U-RW

LUMINAIRE CLASSIFICATION SYSTEM LUMEN TABLE AND BUG RATING:

Zone	Lumens	% Fixture	Zone Rating/Lumen Limit		
			B	U	G
FL (0°-30°)	437.4	5.5			
FM (30°-60°)	2065.2	26.1			
FH (60°-80°)	1397.2	17.7			G1/1800
FVH (80°-90°)	50.2	0.6			G1/100
BL (0°-30°)	437.4	5.5	B1/500		
BM (30°-60°)	2065.2	26.1	B2/2500		
BH (60°-80°)	1397.2	17.7	B3/2500		G3/2500
BVH (80°-90°)	50.2	0.6			G1/100
UL (90°-100°)	0.0	0.0		U0/0	
UH (100°-180°)	0.0	0.0		U0/0	

BUG Rating: B3-U0-G3

Type III Short





REPORT NUMBER: P386495

CATALOG NUMBER: GWC-SA2A-830-U-RW

CANDELA DISTRIBUTION (FULL):

	0°	5°	15°	25°	35°	45°	55°	65°	75°	85°	90°
0°	821.4	821.4	821.4	821.4	821.4	821.4	821.4	821.4	821.4	821.4	821.4
2.5°	815.6	815.9	817.2	818.8	820.1	823.5	824.3	825.7	826.2	827.5	827.5
5°	808.4	809.0	812.1	816.4	821.1	829.6	835.7	842.6	846.0	849.8	849.5
7.5°	807.6	809.0	813.5	820.4	828.3	842.3	855.1	868.8	878.1	886.6	886.0
10°	815.9	818.0	824.3	834.7	846.6	864.1	882.9	901.4	917.6	930.5	931.1
12.5°	828.3	831.0	841.0	856.6	874.7	897.2	919.4	940.3	962.6	981.9	983.5
15°	844.7	848.2	863.3	886.6	914.1	940.9	964.7	986.2	1011.9	1038.6	1041.3
17.5°	869.1	873.9	893.7	925.2	961.5	990.9	1015.8	1032.0	1053.5	1081.0	1086.0
20°	906.2	912.3	937.4	975.0	1019.3	1050.0	1069.1	1072.5	1083.1	1107.8	1113.6
22.5°	954.4	959.7	987.8	1032.5	1082.1	1115.4	1125.5	1111.7	1110.7	1130.5	1136.1
25°	1008.2	1012.9	1045.5	1095.8	1149.1	1185.9	1185.6	1158.9	1140.3	1155.7	1161.5
27.5°	1068.6	1076.0	1107.2	1160.2	1217.2	1253.4	1251.3	1210.0	1174.8	1178.7	1183.8
30°	1138.0	1146.2	1176.6	1230.4	1287.4	1322.8	1320.2	1265.6	1212.7	1202.1	1205.8
32.5°	1224.0	1233.8	1262.7	1315.7	1366.0	1398.1	1390.4	1326.0	1258.2	1235.2	1238.6
35°	1327.6	1333.4	1363.9	1416.1	1456.9	1478.9	1462.7	1396.0	1316.0	1288.1	1288.1
37.5°	1432.5	1437.0	1471.2	1521.8	1561.2	1572.9	1541.4	1472.5	1391.5	1352.0	1352.8
40°	1533.2	1545.3	1583.8	1635.7	1674.6	1677.8	1635.9	1559.9	1475.4	1434.6	1439.4
42.5°	1638.3	1650.2	1696.1	1754.9	1789.3	1794.6	1745.6	1657.9	1570.2	1537.1	1542.4
45°	1732.1	1741.6	1794.6	1862.9	1905.9	1919.6	1861.6	1770.2	1672.8	1640.4	1641.8
47.5°	1797.5	1810.0	1868.2	1948.8	2011.3	2032.5	1975.5	1879.6	1773.7	1734.5	1737.9
50°	1856.9	1863.5	1922.5	2010.5	2090.0	2133.7	2084.9	1987.7	1875.7	1834.1	1837.8
52.5°	1890.0	1898.4	1955.7	2047.3	2141.3	2211.8	2182.1	2084.9	1974.2	1933.7	1938.2
55°	1866.9	1873.3	1941.9	2055.5	2173.1	2260.0	2264.5	2180.0	2070.9	2035.4	2048.1
57.5°	1762.0	1770.0	1853.7	2002.5	2177.1	2292.6	2326.5	2268.2	2161.2	2132.3	2139.8
60°	1598.1	1603.1	1692.4	1859.8	2099.8	2306.1	2366.0	2340.3	2249.7	2220.8	2230.9
62.5°	1305.9	1313.3	1420.1	1644.4	1936.3	2266.1	2404.1	2399.9	2332.1	2305.6	2314.6
65°	892.7	905.6	1023.8	1307.5	1684.4	2143.7	2438.8	2469.3	2404.9	2371.5	2383.5
67.5°	539.0	548.6	634.1	863.3	1288.9	1896.9	2403.1	2548.2	2456.3	2402.5	2412.3
68°	481.8	490.6	562.1	779.0	1192.3	1827.2	2370.5	2557.2	2461.9	2402.0	2410.7
70°	291.1	296.9	344.9	481.6	794.9	1449.5	2148.2	2549.8	2497.4	2409.4	2414.4
72.5°	189.7	191.5	199.5	247.1	406.1	810.6	1612.4	2376.0	2550.6	2452.6	2451.8
75°	157.6	156.5	157.3	162.9	200.3	355.5	942.2	1877.0	2431.4	2384.5	2367.8
77.5°	133.2	132.4	132.2	132.4	134.0	171.6	409.0	1169.2	1860.6	2109.3	2124.1
80°	107.8	106.7	110.2	108.6	103.8	106.7	171.4	486.3	877.0	943.5	884.2
82.5°	78.4	74.4	89.3	85.0	81.1	75.2	94.6	157.1	209.3	143.6	100.9
85°	60.4	56.2	67.8	65.2	55.6	38.4	56.2	76.8	84.8	48.5	38.1
87.5°	24.6	26.0	49.0	38.7	32.6	18.5	23.0	30.7	41.3	20.7	15.9
90°	0.0	0.0	0.0	0.0	0.0	0.0	0.0	0.0	0.0	0.0	0.0

Signify Classified - Internal
Cooper Lighting Solutions Photometric Lab
1121 Highway 74 South
Peachtree City, GA 30269

Scaled Data Report



Report Generated By 670245982

Signify Classified - Internal
Cooper Lighting Solutions Photometric Lab
1121 Highway 74 South
Peachtree City, GA 30269

Scaled Data Report



Signify Classified - Internal
Cooper Lighting Solutions Photometric Lab
1121 Highway 74 South
Peachtree City, GA 30269

Scaled Data Report



Signify Classified - Internal
Cooper Lighting Solutions Photometric Lab
1121 Highway 74 South
Peachtree City, GA 30269

Scaled Data Report





--- HS — SS

Signify Classified - Internal
Cooper Lighting Solutions Photometric Lab
1121 Highway 74 South
Peachtree City, GA 30269

Scaled Data Report



u

Signify Classified - Internal
Cooper Lighting Solutions Photometric Lab
1121 Highway 74 South
Peachtree City, GA 30269

Scaled Data Report



(END OF REPORT)